

▶▶▶ CATALOG

- Company Profile 01-02
- Cool-Smart 03-08
- CyberMaster 09-22
- Cool-Row 23-28
- Fluorine Pump 29-36
- CJA Series 36-42
- CyberMaster HP 43-46
- Chs Series 47-50

COMPANY PROFILE

Coolnet focuses on the R&D, production, and application of data center integrated solutions. As technical consulting, product supply, system integrator, and service provider, it is committed to serving customers in the fields of communication equipment rooms, data centers, smart construction, and energy management.

Our solutions include data center temperature, humidity, and energy-saving solutions, small and medium-sized computer room temperature control solutions, micro-module data center solutions, micro-module cabinet solutions, container, and modular data center solutions, communication outdoor cabinet temperature control and energy saving Solutions, cabinet temperature and humidity, and energy-saving solutions.

Has rich research and manufacturing experience in the field of data center equipment, with world-class laboratories, production testing equipment, and a complete line of key equipment rooms. And passed the ISO9001 quality management system certification, ISO14001 environmental management system certification, and the products have passed CE certification, CCC certification, CQC certification, CRAA quality certification, etc.


We are committed to "paying attention to customer needs and realizing customer value" and establishing a win-win cooperation pattern with customers. To become your most trustworthy, most grateful, most professional, most practical, and most reliable partner with the best vision. We will "make every effort to provide value for money products and services to make customers more competitive", and continue to explore and innovate.





COOL-SMART

Precision Air Conditioning



COOL-SMART SERIES PRECISION AIR CONDITIONING (6-20KW) DX UNITS

INTRODUCTION

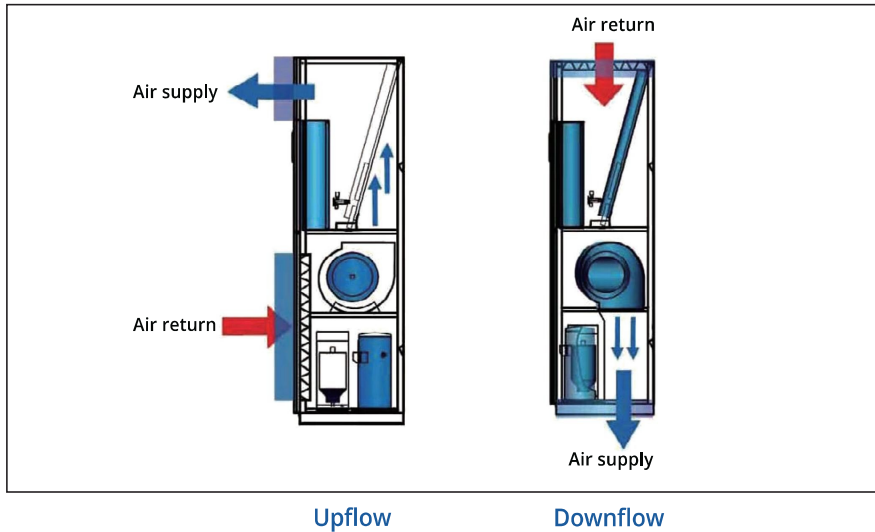
The cool-smart series computer room air conditioner is designed for small and medium-sized computer rooms, telecom station, equipment rooms, etc.. Cool-smart has the characteristics of high air volume and small enthalpy with high reliability, high efficiency, long working life, and energy saving.

APPLICATIONS

- IT Equipment Room
- Small Data Center
- Industrial Clean Room
- Constant Temperature And Humidity Process Workshop
- Laboratory
- Electric Power Equipment Room
- Railway Subway Machine Room
- Base Station And Small Telecom Switch Room
- Medium&Small Telecom Switch Room



AIR DISCHARGE



PREMIUM PERFORMANCE

Performance	Parameters
Working Environment	Working voltage and frequency : 380V±10% 50HZ±3HZ; 220V±10% 50HZ±3HZ Working temperature : -40 °C—50 °C
Filter level	G4
Precision Control	Temperature control 15 °C—35°C±1°C Humidity control 30 %—80%±5%
Reliability	When the unit fails, the circulating fan remains in operation, with an MTBF of over 100,000 hours

PREMIUM PERFORMANCE

Professional operation	Operating Interface	7" true colour touch screen, friendly human-machine interface, convenient operation
	Display content	1. Real-time operating status of all components of the unit 2. operation and configuration parameters with three levels of password protection 3. automatic maintenance prompts, fault diagnosis, component alarm messages, etc. 4. graphic display of temperature and humidity curves, operating status of all components and component running time, etc.
	Information record	1. complete machine and component runtime 2. 500 historical alarm records 3. All operational actions of the unit
Control methods	Monitoring functions	Standard support for RS485 communication serial port, MODBUS-RTU protocol, and Optional support for Ethernet interface, MODBUS-TCP, SNMP, HTTP and other protocols and WEB access to the unit.
	Humidity control	Optional humidifier with relative or absolute humidity control
	Start/stop control	Timed switch on/off Manual forced function
	Self-starting on incoming calls	Minimum detection time for incoming power supply, so that the unit can be put into operation in the shortest possible time and avoid damage to the server caused by high temperature rise after a long shutdown
	Group control function	1. Highly reliable CAN bus for group control of up to 32 units. 2. four group control modes: rotating standby, simultaneous autonomous, equal distribution and on-demand distribution. 3. support for rotating, backup and cascading functions, which can avoid competing operations. 4. automatic host push function: when the host fails, the slave automatically pushes a new host. 5. Group communication failure is to maintain communication in normal switching state, temperature and humidity demand switch to local mode.
Security protection	Fire protection grade	A
	Panel protection	IP54 (outdoor unit) , IP20 (indoor unit)
	Insulation Level	F
Cleanliness control	System protection	The system can be optionally equipped with phase sequence protection, over/under voltage protection, water leakage protection, etc. To ensure the normal operation of the unit when unattended.
	Component protection	Humidifier protection, heater protection, filter blocking alarm, etc.
Cleanliness control	Filter level	G4

TECHNICAL DATA OF COOL-SMART SERIES

Model	M06		M08		M13		M17		M20		
Type	Cooling only	Constant Temperature and Humidity	Cooling only	Constant Temperature and Humidity	Cooling only	Constant Temperature and Humidity	Cooling only	Constant Temperature and Humidity	Cooling only	Constant Temperature and Humidity	
Air supply	F		F		F/D		F/D		F/D		
Power	220Vac/1Ph/50Hz		380Vac/3Ph/50Hz		380Vac/3Ph/50Hz		380Vac/3Ph/50Hz		380Vac/3Ph/50Hz		
Technical Data											
Total capacity	kw	5.8	5.8	7.6	7.6	12.6	12.6	17.5	17.5	20.2	20.2
Sensible capacity	kw	5.2	5.2	6.9	6.9	11.3	11.3	15.7	15.7	18.2	18.2
Compressor											
Refrigerant	R410A										
Compressor type	Fixed frequency scroll compressor										
Compressor quantity	pc	1		1		1		1		1	
Input Power	kw	1.66		2.02		3.17		4.22		4.87	
Current	A	7.75		4.5		6.72		8.56		9	
Fan											
Fan type	Backward inclined centrifugal (EC)fan										
Fan quantity	pc	1		1		1		1		1	
Air volume	m³/h	1900		2400		3800		5300		5700	
Excess pressure outside	Pa	Standard pressure is 20Pa, adjustable from 20-300Pa									
Heater											
Material	PTC Electric Heater										
Capacity	kw	---	3	---	3	---	3	---	4	---	4
Heater class	---	1	---	1	---	1	---	1	---	1	1
Humidifier											
Type	Electrode humidifier										
Capacity	kg/h	---	3	---	3	---	3	---	3	---	3
Power	kw	---	2.25	---	2.25	---	2.25	---	2.25	---	2.25
Air filter	G4 plate filter										
Indoor noise	dBA	65		65		66		67		68	
Connection Size											
Humidifier inlet pipe	In	G 1/2		G 1/2		G 1/2		G 1/2		G 1/2	
Condensate drain pipe	φmm	19		19		19		19		19	
Gas pipe	φmm	12.7		12.7		15.88		15.88		19.05	
Liquid pipe	φmm	9.52		9.52		9.52		9.52		12.7	
Electrical Parameters											
Power	kw	2	5	2.6	5.6	4.4	7.4	5.8	9.8	6.9	10.9
FLA	A	12.5	30.5	11	20	13.6	22.6	19	29.5	21	32.5
Dimension W×D×H	mm	600×510×1900		600×580×1900		600×580×1900		750×660×1900		750×660×1900	
Weight	kg	153		162		173		201		210	
Condenser		CY0121		CY0121		CY0191		CY0241		CY0291	
Quantity Supply		1		1		1		1		1	
Power		220Vac/1Ph/50Hz									
Installation method		Vertical					Vertical/horizontal				
Condenser Fan Performance											
Type		Single-phase asynchronous motor + axial flow fan					AC axial fan				
Fan quantity	PC	1		1		2		1		1	
Air volume	m³/h	4000		4000		7000		8500		9000	
Input power	kw	0.17		0.17		0.38		0.6		0.61	
Input current	A	0.65		0.65		1.7		3.4		3.4	
Speed mode		Stepless speed regulation									
Unit noise	dBA	55		55		58		65		65	
Dimension W×D×H	mm	960×390×800		960×390×800		960×390×1270		1115×520×1065		1115×545×1065	
Weight	kg	48		48		65		94		100	

- F: Air supply from the front, D: Air from the bottom;
- Standard working conditions: return air dry bulb temperature 24°C, relative humidity 50%, outdoor dry bulb temperature 35°C;
- The size of the interface is the internal interface of the indoor unit, please refer to the manual for connecting the copper pipe.
- The sound pressure level is measured on 1m height, and the distance from the unit is 1m.

TECHNICAL DATA OF COOL-SMART SERIES


Model	M08		M13		M17		M20		
Type	Cooling only	Constant Temperature and Humidity	Cooling only	Constant Temperature and Humidity	Cooling only	Constant Temperature and Humidity	Cooling only	Constant Temperature and Humidity	
Air supply	F		F/D		F/D		F/D		
Power	380Vac/3Ph/50Hz		380Vac/3Ph/50Hz		380Vac/3Ph/50Hz		380Vac/3Ph/50Hz		
Technical Data									
Total capacity	kw	7.6	7.6	12.6	12.6	17.1	17.1	20.2	20.2
Sensible capacity	kw	6.9	6.9	11.3	11.3	15.7	15.7	18.2	18.2
Compressor									
Refrigerant	R410A								
Compressor type	Inverter compressor								
Compressor quantity	pc	1		1		1		1	
Fan									
Fan type	Backward inclined centrifugal (EC)fan								
Fan quantity	pc	1		1		1		1	
Air volume	m³/h	2400		3800		5300		6000	
Excess pressure outside	Pa	Standard pressure is 20Pa, adjustable from 20-300Pa							
Heater									
Material	PTC Electric Heater								
Capacity	kw	---	3	---	3	---	4	---	4
Heater class	---	1	---	1	---	1	---	1	
Humidifier									
Type	Electrode humidifier								
Capacity	kg/h	---	3	---	3	---	3	---	3
Power	kw	---	2.25	---	2.25	---	2.25	---	2.25
Air filter	G4 plate filter								
Indoor noise	dBA	65		66		67		68	
Connection Size									
Humidifier inlet pipe	In	G 1/2		G 1/2		G 1/2		G 1/2	
Condensate drain pipe	φmm	19		19		19		19	
Gas pipe	φmm	12.7		12.7		15.88		15.88	
Liquid pipe	φmm	9.52		9.52		12.7		12.7	
Electrical Parameters									
Dimension W×D×H	mm	650×630×1975		650×630×1975		775×730×1975		775×730×1975	
Weight	kg	183		192		229		236	
Condenser		CY0121		CY0191		CY0241		CY0291	
Quantity Supply		1		1		1		1	
Power		220Vac/1Ph/50Hz							
Installation method		Vertical				Vertical/horizontal			
Condenser Fan Performance									
Type		Single-phase asynchronous motor + axial flow fan				AC axial fan			
Fan quantity	PC	1		2		1		1	
Air volume	m³/h	4000		7000		8500		9000	
Input power	kw	0.17		0.38		0.6		0.61	
Input current	A	0.65		1.7		3.4		3.4	
Speed mode		Stepless speed regulation							
Unit noise	dBA	55		58		65		65	
Dimension W×D×H	mm	960×390×800		960×390×1270		1115×520×1065		1115×545×1065	
Weight	kg	48		65		94		100	

- F: Air supply from the front, D: Air from the bottom;
- Standard working conditions: return air dry bulb temperature 24°C, relative humidity 50%, outdoor dry bulb temperature 35°C;
- The size of the interface is the internal interface of the indoor unit, please refer to the manual for connecting the copper pipe.
- The sound pressure level is measured on 1m height, and the distance from the unit is 1m.



CYBERMASTER

Precision Air Conditioning



CYBERMASTER PRECISION AIR CONDITIONING

INTRODUCTION

CyberMaster series precision air conditioning system adopts international cutting-edge constant temperature and constant humidity technology, which is designed and developed for a precision environment.

This series of products is dedicated to equipments with high precision control requirements of temperature, humidity, and cleanliness and requires equipment continuous operation 24 hours*365 days.



APPLICATIONS

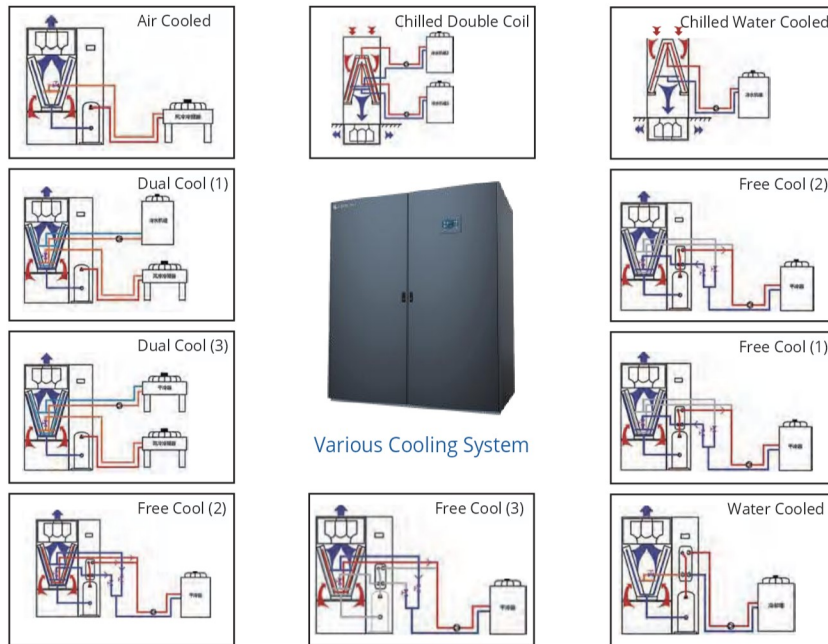
- Computer room and data center
- Switch room and mobile center station in telecommunication
- High-tech environment and lab
- Industrial automation control room and precision manufacturing workshop.
- Standard test room and calibration center
- UPS and battery room
- Test room in the hospital
- Biochemical culture room



MODEL CONFLGURTLO N FOR CYBERMASTER

Item	Code	Description
1 Series Name	CY	CyberMaster precision cooling
2 Cooling pattern	A	Air Cooled
	w	Water Cooled
	C	Chilled Water
	D	Dual Cooling
3 Compressor Quantity	S/T/N	Single compressor/dual compressor /no compressor
4 Cooling Capacity	0-9	5-100KW
5 Air Discharge	D/U	Downflow/ Upflow

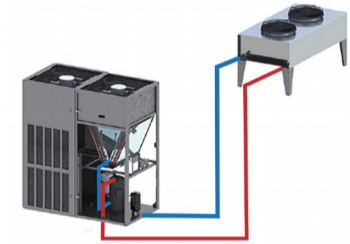
Cyber master air-cooled, water-cooled, glycol-cooled, chilled water cooled , chilled double coil type, CW+DX Dual Cool (air-cooled chilled water, water-cooled chilled water, glycol cool chilled water), There are more than ten kinds of cooling type, such as glycol free cooling, etc., to meet various types of application requirements.



REFRIGERATION MODE

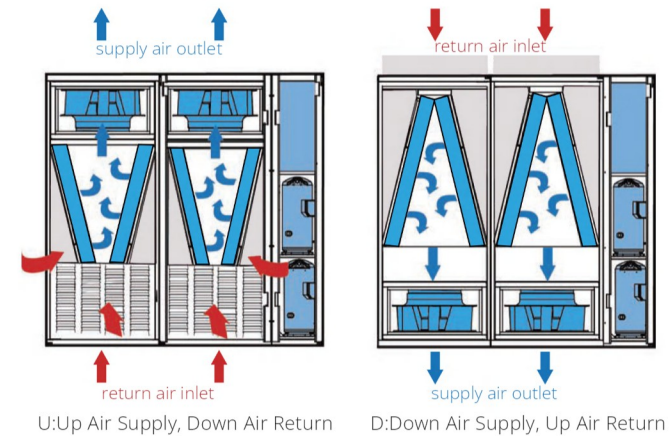
AIR COOLED

The air flow in the room is driven by the unit's indoor fan, during which the indoor air flows through the air conditioning evaporator, transferring heat to the refrigerant, which is transported to the outdoors via the refrigeration system piping and disperses the heat to the outdoor environment through the condenser. The air conditioning unit and the outdoor condenser are connected by closed refrigeration ducts.



AIR DISCHARGE

The CyberMaster series units are available in a variety of Air discharge, which can be selected by the user according to the specific use.



Special note: Only two main air supply methods are listed here, for other air supply methods please contact Coolnet

PREMIUM PERFORMANCE

Working environment	Operating voltage and frequency: 380V ±10% 50±3Hz Temperature range: -40~50 °C
Air volume of each fan	7650-16000 m³/h
Cooling capacity range	23.5-102KW
Energy efficiency ratio (EER)	EER≥3.0
Sensible heat ratio(SHR)	0.91-0.94
External static pressure (ESP)	20-300Pa
Set Temperature	15-35±1°C
Set Humidity	30-80%±5%
Filter screen grade	>G4
Protection functions	System protection : The system is equipped with phase sequence protection, over/under voltage protection and phase loss protection as standard, with optional surge protection, phase sequence fault tolerance and water leakage alarm. Component protection : Standard configuration as compressor protection, fan alarm, temperature and humidity sensor failure, humidifier protection, heater protection, optional filter blocking alarm, etc.
Monitoring functions	Supports RS-485 communication interface and MODBUS-RTU protocol (standard) Supports Ethernet interface, and supports MODBUS-TCP, SNMP, HTTP and other protocols (optional) Supports WEB-based access to the unit (optional)
IP Class	IP54 (outdoor unit) , IP20 (indoor unit)
Insulation Level	F
Fire protection grade	A
Safety devices	Optional smoke alarm, fire alarm
Informative interface	A) Display specification: 7" touchscreen colour display as standard B) Contents of the display: 1. Real-time operating status of the unit 2. Automatic maintenance prompts, fault diagnosis, component alarm messages, etc 3. Graphical display of temperature and humidity curves, output status of all components and component running time C) Information recording time. 1. the operating time of the entire unit and its components. 2. all operational actions of the unit. 3. 500 historical alarm records
Other features	Energy efficient units with EER greater than 3.6 Multiple supply and return air temperature control methods Variable set point control

CYBERMASTER SERIES OF DX UNIT (23.5-102 KW)

PRECISE TEMPERATURE AND HUMIDITY CONTROL

CyberMaster has a constant temperature and humidity function, temperature control accuracy of ±1 C , and relative humidity control accuracy of ±5%.

INTELLIGENT COMMUNICATION FUNCTION

• RS485 standard interface is compatible with Modbus protocol. Through the communication interface, Can be access Dynamic environment monitoring , DCIM, BMS, remote monitoring systems.

• CyberMaster can be equipped with a TCP/IP communication card for SNMP communication interface and direct access via network IP address.

WIDE RANGE OF COOLING CAPACITY

- 23.5KW-102KW
- Single circuit indoor unit, dual circuit indoor unit
- Single circuit condenser, dual circuit condenser

HIGH RELIABILITY

- Strictly complied with CE and IEC standards
- High quality components with strict certification
- Strict factory testing and commissioning before delivery

HIGH ADAPTABILITY

- Multi-air discharge choices including Down flow and Up flow and so on.
- Multiple monitoring interface.
- Suitable for various ambient temperature (Optional low temperature kits).
- Customized design available.

HIGH ENERGY EFFICIENCY

- Copland Efficient and quiet flexible scroll compressor
- Efficient EC fan, continuous airflow adjustment
- Controller ensures optimum cooling efficiency
- Electrode humidifier to realize precise humidity control
- Precision Electronic Expansion Valve precision cooling control

ENVIRONMENT FRIENDLY REFRIGERANT: R410A

TECHNICAL DATA OF DX UNIT (AIR COOLED, WATER COOLED)

Model: CYA		S25D/U	S31D/U	S35D/U	S40D/U	S45D/U	S50D/U
Power Supply		380V 3Ph-50HZ					
Air Discharge		Upflow/Downflow					
Cooling Capacity :24 °C/50%RH							
Total Capacity	KW	25.8	30.6	36	41	45.8	50.4
Sensible	KW	23.2	27.6	32.4	36.9	41.3	45.9
FLA	A	36.1	42.4	44	51	52.3	59.1
AEER	w/w	3.6	3.7	3.7	3.7	3.6	3.6
Air Flow	m ³ /h	7800	9200	10500	11500	12800	13500
Compressor		Hermetic scroll					
Refrigerant		R410A					
Compressor quantity	PC	1	1	1	1	1	1
Fan Section		Centrifugal EC fan					
Fan quantity	PC	1	1	1	1	1	1
Excess pressure outside	Pa	Standard pressure is 20Pa, adjustable from 20-300Pa					
Rated Power	KW	1.1	1.9	2.1	2.2	2.7	3.1
Rated Current	A	1.9	3.1	3.4	3.2	4.2	4.9
Fincoil evaporator							
Type of fins		Hydrophilic					
Fin pitch	mm	1.8					
Air filter		Standard EN799					
Level		≥G4					
Dust interception rate		>95%					
Fire resistance level		1					
Reheat Section							
Capacity	KW	6	6	6	9	9	9
Current	A	10	10	10	14	14	14
Material		PTC					
Humidifier Section		Electrode type					
Capacity	Kg/h	5	5	5	8	8	8
Rated Current	A	6	6	6	10	10	10
Physical Data							
Dimension:W×D×H	mm	890×983×1975			1315×983×1975		
Weight	Kg	345	366	368	453	468	485
Connection Size							
Liquid pipe	mm	15.88			19.05		
Gas Pipe	mm	22					
Inlet Pipe of Humidifier(Female)	In	G1/2"	G1/2"	G1/2"	G1/2"	G1/2"	G1/2"
Drain Pipe-DN	mm	25	25	25	25	25	25
Breakers Cables							
Recommended Breaker (Indoor Unit)	A	50	50	63	80	80	80
Cables (Indoor Unit)	mm ²	4*10+1*6	4*10+1*6	4*10+1*6	4*10+1*6	4*16+1*10	4*16+1*10
Condenser (CY)		0451	0522	0582	0622	0742	0832

Note:
(1)Air-return temperature 24°C, Relative humidity 50%RH; Outdoor dry bulb temperature 35 °C.
(2)Standard air Discharge: Upflow, Down displacement, others contact Coolnet.

TECHNICAL DATA OF DX UNIT (AIR COOLED, WATER COOLED)

Model: CYA		T45D/U	T50D/U	T61D/U	T70D/U	T82D/U	T90D/U	T100D/U
Power Supply		380V 3Ph-50HZ						
Air Discharge		Upflow/Downflow						
Cooling Capacity :24 °C/50%RH								
Total Capacity (1)	KW	45.8	51.2	61.6	71.8	81.6	91	100.8
Sensible	KW	38.3	46.3	56.4	65.3	73.4	82.7	90.7
FLA	A	55.2	63.5	79.8	83	89	99.6	113.2
AEER	W/W	3.6	3.7	3.6	3.6	3.6	3.6	3.6
Air Flow	m ³ /h	11800	13800	18400	21000	23000	25600	27000
Compressor		Hermetic scroll						
Refrigerant		R410A						
Compressor quantity	PC	2	2	2	2	2	2	2
Fan Section		Centrifugal EC fan						
Fan quantity	PC	1	1	2	2	2	2	2
Rated power	KW	2.7	3.1	3.8	4.3	4.1	5.4	6.2
Rated current	A	4.2	4.9	6.2	6.8	6.2	8.5	9.8
Excess press outside(2)	Pa							
Fin coil evaporator								
Fin pitch	mm	1.8						
Air filter		Standard EN799						
Level		≥G4						
Dust interception rate		>95%						
Fire resistance level		1						
Reheat Section								
Total heating capacity	KW	9	9	9	9	9	15	15
Current	A	14	14	14	14	14	23	23
Material								
Humidifier Section								
Capacity	Kg/h	8	13	13	13	13	13	13
Rated Current	A	10	15	15	15	15	15	15
Physical Data								
Dimension:W×D×H	mm	1315×983×1975		1740×983×1975		2165×983×1975		
Weight	KG	472	492	652	655	708	716	735
Connection Size								
Liquid pipe	mm	15.88			19.05			
Gas Pipe	mm	22						
Inlet Pipe of Humidifier(Female)	In	G1/2"	G1/2"	G1/2"	G1/2"	G1/2"	G1/2"	G1/2"
Drain Pipe-DN	mm	25	25	25	25	25	25	25
Breakers Cables								
Recommended Breaker (Indoor Unit)	A	80	80	100	125	125	150	150
Cables(Indoor Unit)	mm ²	4*16+1*10	4*16+1*10	4*16+1*10	3*25+2*16	3*25+2*16	3*50+2*25	3*50+2*25
Condenser (CY)		2*0351	2*0451	2*0522	2*0582	2*0662	2*0742	2*0832

Note:
(1)Air-return temperature 24°C, Relative humidity 50%RH; Outdoor dry bulb temperature 35 °C.
(2)Standard air Discharge: Upflow, Down displacement, others contact Coolnet.

TECHNICAL DATA OF DX UNIT(INVERTER) (AIR COOLED, WATER COOLED)

Model: CYA	S31i	S35i	S40i	S45i	S50i	T61i	T70i	T82i	T90i	T100i	
Air Discharge	Upflow/Downflow										
Power Supply	380Vac/3Ph/50Hz										
Standard Return Air Condition (24 °C/50%)											
Cooling Capacity	KW	30.6	35.2	42	45.7	51.2	60.8	70.4	81.5	90.6	100.2
Sensible Cooling Capacity	KW	27.5	31.8	37.1	41.2	45.7	54.72	63.4	73.3	81.6	90.8
Compressor											
Compressor Type	Inverter										
Refrigerant Type	R410A										
Compressor Quantity		1	1	1	1	1	2	2	2	2	2
Indoor Fans											
Type	Backward Centrifugal EC Fan										
Quantity	n	1	1	1	1	1	2	2	2	2	2
Air Volume	m³/h	9200	10500	11500	12800	14000	18400	21000	23000	25600	28000
Excess Pressure Outside	Pa	Standard Pressure Is 20pa, Adjustable From 20-300pa									
Expansion Valve											
Type	Electronic Expansion Valve										
Electric Heater Type											
Electric Heater Type	PTC Electric Heater										
Electric Heating Capacity	KW	6	9	9	9	9	9	9	9	9	15
Current		10	14	14	14	14	14	14	14	14	23
Humidifier											
Type	Electrode Steam Humidification										
Humidification Capacity	kg/h	5	8	8	8	8	13	13	13	13	13
Current	A	6	10	10	10	10	15	15	15	15	15
Air Filter											
Level		≥G4									
Power Supply Of Unit											
Open Capacity	A	63	80	80	80	80	100	125	125	125	125
Connection Size											
Humidifier Water Inlet Pipe	in	G 1/2"	G 1/2"	G 1/2"	G 1/2"	G 1/2"	G 1/2"	G 1/2"	G 1/2"	G 1/2"	G 1/2"
Humidifier Drain Pipe	mm	22	22	22	22	22	22	22	22	22	22
Condensate drain pipe	mm	20	20	20	20	20	20	20	20	20	20
Gas Pipe	mm	22	22	22	22	22	22	22	22	22	22
Liquid Pipe	mm	15.88	15.88	15.88	19.05	19.05	15.88	15.88	15.88	19.05	19.05
Unit Dimensions And Weight											
Dimensions (W×D×H)	mm	890*983*1975	1115*983*1975	1115*983*1975	1115*983*1975	1115*983*1975	1740*983*1975	2190*983*1975	2190*983*1975	2190*983*1975	2190*983*1975
Weight	kg	374	443	466	475	483	693	728	741	757	768
Condenser											
Model		0522	0582	0662	0742	0832	0522*2	0582*2	0662*2	0742*2	0832*2
Quantity		1	1	1	1	1	2	2	2	2	2

TECHNICAL DATA OF CW CHILLED WATER UNIT

Model: CYC	N31 D/U	N41 D/U	N51 D/U	N60 D/U	N71 D/U	N82 D/U	N91 D/U	N100 D/U	N112 D/U	N121 D/U	N131 D/U	N140 D/U	N152 D/U	N160 D/U	N171 D/U	N180 D/U	N190 D/U	N200 D/U	
Specification (Chilled water T7/12 °C) 24°C/50%RH																			
Total Capacity (1)	KW	31.7	43.9	53.1	62.1	72.5	86.6	93.8	105.2	115.8	126.1	132.3	140.6	154.7	164.3	175.7	183.6	193.8	205.6
Sensible	KW	27.6	38.1	46.8	52.5	63.2	75.4	83.6	88.9	100.5	109.5	115.4	123.9	130.7	142.6	151.8	157.1	162.3	170.6
Water Flow	L/S	5.63	7.73	9.29	10.85	12.63	15.05	16.28	18.23	20.05	21.82	22.88	24.28	26.72	28.37	30.32	31.67	33.42	35.45
Water Pressure Drop	Kpa	61	59	71	75	85	60	69	75	82	87	96	99	87	93	96	106	109	114
Specification (Chilled water T10/15 °C) 28°C/40%RH																			
Total Capacity (1)	KW	28.5	39.5	47.8	55.8	65.2	78.5	85.3	95.3	104.5	113.8	119.2	125.6	141.1	150.2	159.0	167.1	174.5	185.3
Sensible	KW	28.5	39.5	47.8	55.8	65.2	78.5	85.3	95.3	104.5	113.8	119.2	125.6	141.1	150.2	159.0	167.1	174.5	185.3
Water Flow	m³/h	4.91	6.80	8.23	9.61	11.23	13.52	14.69	16.42	18.00	19.60	20.53	21.64	24.31	25.87	27.39	28.79	30.06	31.92
Water Pressure Drop	Kpa	56	53	64	68	74	54.8	61.2	67.6	70.9	78.6	86.6	88.5	75.8	81.7	82.9	89.5	93.4	96.5
EC Fan																			
Fan quantity	PC	1	1	1	1	1	2	2	2	2	2	2	2	3	3	3	3	3	3
Airflow	m³/h	8900	9700	11600	12500	13300	18000	21200	23000	24000	24600	25200	26500	32600	35200	36800	37400	38600	39900
Excess press outside (2)	Pa	20-300 Adjustable																	
Reheat Section																			
Total heating capacity	KW	6	6	6	6	6	9	9	9	9	9	9	9	12	12	12	12	12	12
Rated Current	A	10	10	10	10	10	14	14	14	14	14	14	14	19	19	19	19	19	19
Level	n	2	2	2	2	2	2	2	2	2	2	2	2	3	3	3	3	3	3
Humidifier Section																			
Electrode type																			
Capacity	Kg/h	5	5	5	5	5	13	13	13	13	13	13	13	13	13	13	13	13	13
Rated power	KW	3.75	3.75	3.75	3.75	3.75	9.75	9.75	9.75	9.75	9.75	9.75	9.75	9.75	9.75	9.75	9.75	9.75	9.75
Rated Current	A	6	6	6	6	6	15	15	15	15	15	15	15	15	15	15	15	15	15
Physical																			
Dimension:W ×D×H	mm	915×983×1975					1790×983×1975					2665×983×1975							
Weight	KG	254	283	285	286	305	476	477	478	526	528	530	570	702	705	738	750	752	753
Breakers & Cables																			
Recommended Breaker	A	20	20	20	25	25	30	30	30	40	40	40	40	40	50	50	50	50	50
Cables	mm2	4	4	4	6	6	10	10	10	10	10	10	10	10	16	16	16	16	16

Note:
(1) Air-return temperature 28°C, Relative humidity 40%RH; water inlet/outlet: T7/12°C, T10/15°C.
(2) Standard air Discharge: Upflow, Down displacement, others contact Coolnet.

TECHNICAL DATA OF DUAL COOL UNITS(DX+CW)

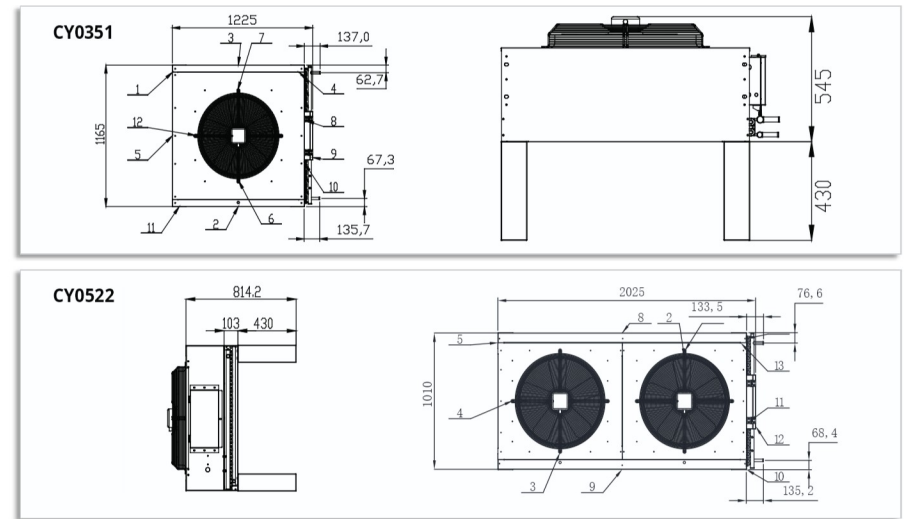
Model: CYD		S26D/U	S31D/U	S35D/U	S40D/U	S45D/U	T41D/U	T50D/U	T55D/U	T61D/U	T70D/U	T85D/U	T90D/U	T100D/U				
Power Supply		380V 3Ph-50HZ																
Air Discharge		Upflow/Downflow																
Cooling Capacity 24 °C/50%RH																		
DX	Total Capacity	KW	26.8	31.5	35.5	40.2	45.6	41.9	50.5	55.4	61.4	70.5	85.5	90.8	102			
	Sensible	KW	24.2	28.9	33.2	37.6	42.2	38.8	47.8	51.6	57.5	65.2	79.5	84.5	95.7			
	AEER	W/W	3.6	3.7	3.7	3.7	3.6	3.6	3.7	3.7	3.6	3.6	3.6	3.6	3.6			
CW	water inlet/outlet		T7/T12°C															
	Total Capacity	KW	33.6	33.6	44.2	44.2	56.4	44.2	56.4	59.1	73.5	76.4	89.2	92.5	92.5			
	Sensible	KW	29.2	29.2	37.7	37.7	48.6	37.7	48.6	51.2	63.2	66	77.8	81.7	81.7			
Flow Rate	m³/h	5.8	5.8	7.6	7.6	9.7	7.6	9.7	10.1	12.6	13.1	15.3	15.9	15.9				
Compressor		Hermetic scroll																
Refrigerant		R410A																
Compressor quantity	PC	1	1	1	1	1	2	2	2	2	2	2	2	2				
Fan Section		Centrifugal EC fan																
Airflow	m³/h	7800	9200	10500	11500	12800	11800	15600	16000	18400	21000	23000	25600	27000				
Fan quantity	PC	2	2	2	2	2	2	2	2	2	2	3	3	3				
Rated current	A	2.8	3.5	4.1	4.4	4.9	4.4	4.4	5	5.2	5.2	16.5	16.5	16.5				
Rated power	W	1200	1320	2000	2150	2400	1800	2000	3000	3300	3900	5400	6300	6300				
Excess press outside(2)	Pa	20-300 Adjustable																
Air filter		Standard EN799																
Level		≥G4																
Dust interception rate		≥95%																
Fire resistance level		1																
Reheat Section																		
Total heating capacity	KW	6	6	6	9	9	9	9	9	9	9	9	15	15				
Material		PTC																
Humidifier Section		Electrode type																
Capacity	Kg/h	5	5	5	8	8	8	8	8	13	13	13	13	13				
Physical																		
Dimension W×D×H	mm	890×983×1975					1315×983×1975					1740×983×1975			2165×983×1975			
Weight	KG	393	490	590	595	610	605	615	620	625	625	985	992	1015				
Connection Size																		
Liquid pipe	mm	15.88					19.05					15.88					19.05	
Gas Pipe	mm	22					22					22					22	
Inlet Pipe of Humidifier(Female)		G1/2"	G1/2"	G1/2"	G1/2"	G1/2"	G1/2"	G1/2"	G1/2"	G1/2"	G1/2"	G1/2"	G1/2"	G1/2"	G1/2"			
Drain Pipe-ID	mm	25	25	25	25	25	25	25	25	25	25	25	25	25				
Breakers & Cables																		
Recommended Breaker (Indoor Unit)	A	50	50	63	80	80	80	80	100	100	125	150	150	150				
Cables (Indoor Unit)	mm²	4*10+1*6	4*10+1*6	4*10+1*6	4*10	4*16+1*10	4*16+1*10	4*16+1*10	4*16+1*10	4*16+1*10	3*25+2*16	3*25+2*16	3*50+2*25	3*50+2*25				
Condenser Model	mm²	0451	0522	0582	0662	0742	2*0351	2*0451	2*0451	2*0522	2*0582	2*0662	2*0742	2*0832				

Note:
 (1)Air-return temperature 24°C, Relative humidity 50%RH; Outdoor dry bulb temperature 35 °C.
 (2)Standard air Discharge: Upflow, Down displacement, others contact Coolnet.

TECHNICAL DATA OF CYBERMATER (>20KW) AIR COOLED CONDENSOR

Model: CY		0351	0451	0522	0582	0662	0742	0832	0893
Power system		220V/50 HZ							
Fan power (W)		620	620	1240	1240	1240	1240	1240	1860
Fans Quantity		1	1	2	2	2	2	2	3
Airflow (L/S)		2320	2680	3350	3740	4250	4730	5350	5790
Noise 1 dB(A) Unit is put in open area which is 1-meter away and 1-meter high from outdoor unit		63.8	63.9	63.1	63.2	63.7	64.2	64.4	64.8
Noise 2 dB(A) Unit is put in open area which is 10-meter away and 1-meter high from outdoor unit		50	50	51	52	53	54	54	55
Weight(KG)		112	115	156	180	182	206	213	252
Width (W) mm		1225	1315	2025	2325	2125	2325	2425	2625
Height(H) mm		1165	1165	1015	1065	1065	1165	1165	1165
Depth (D) mm (1)		545	545	520	520	545	545	545	545

(1)Thickness is the size of the external unit without the feet, and the standard height of the feet is 430mm.
 (2)Please contact our company for unfinished parameters or other customization requirements.

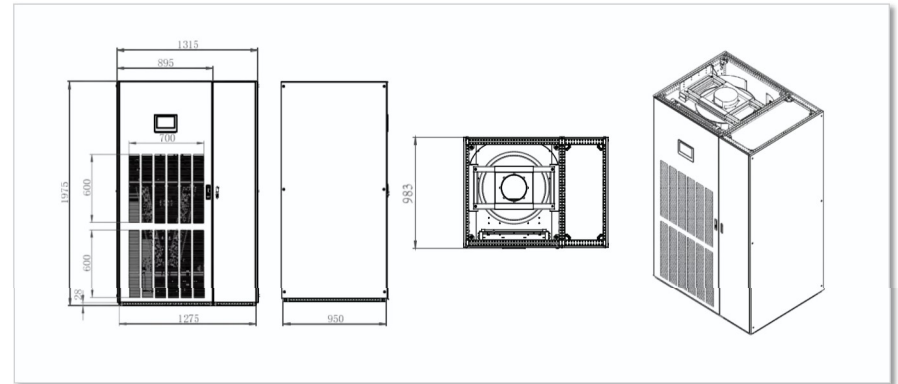


MODULAR STRUCTURE DESIGN



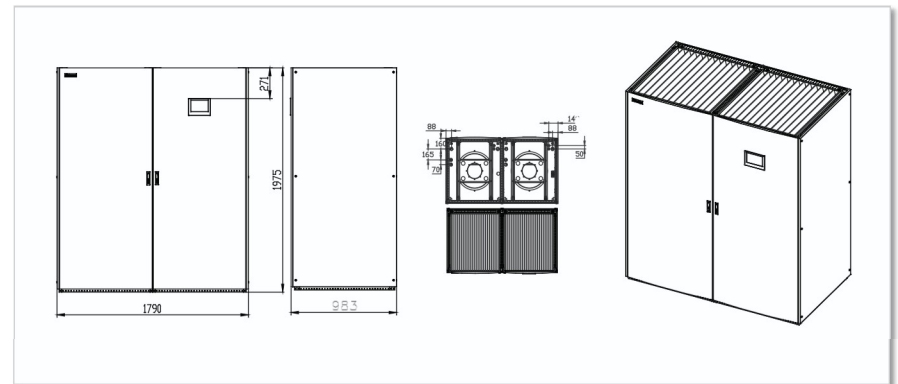
Corresponding model :

- CYA-S40D/U
- CYA-S45D/U
- CYA-S50D/U
- CYA-T45D/U
- CYA-T50D/U



Corresponding model :


- CYC-N82D/U
- CYC-N91D/U
- CYC-N100D/U
- CYC-N112D/U
- CYC-N121D/U
- CYC-N131D/U
- CYC-N140D/U





COOL-ROW

In-Row Precision Air Cooling

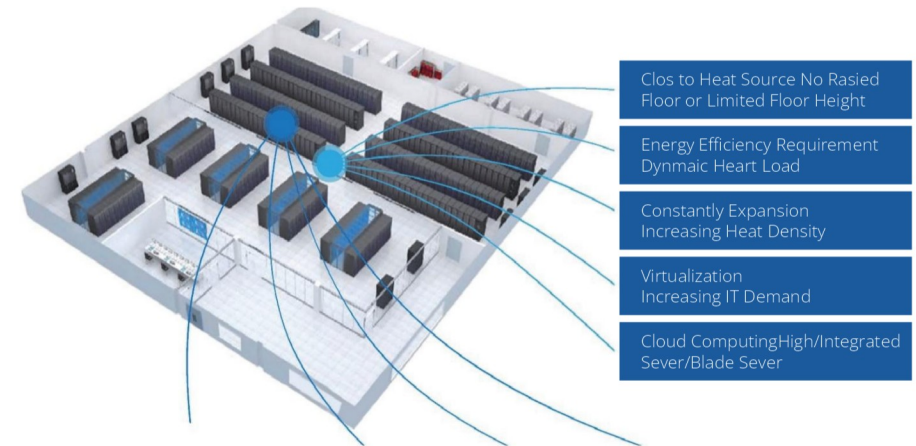


EFFICIENT COOLING SOLUTION FOR MODULARIZED DATA CENTER



Efficient cooling solution for modularized data center

- High heat density data centers
- modularized data centers
- reducing data centers PUE
- container data center
- Improving cooling system EER
- Matching cold/hot aisle design



- Clos to Heat Source No Raised Floor or Limited Floor Height
- Energy Efficiency Requirement Dynamic Heart Load
- Constantly Expansion Increasing Heat Density
- Virtualization Increasing IT Demand
- Cloud Computing High/Integrated Server/Blade Server

- Energy Efficiency Requirement
- High integrated Server/RladServer
- Cloud Computing
- Virtualization

XRow is an adaptive row-based cooling system placed closeto the heat source and ideal for rack level cooling solution for data center

COOL-ROW UNIT INTRODUCTION

INTRODUCTION

COOLNET Row Cooling Precision Air Conditioning is an ideal product for inter-column cooling in green data centers. It has the industry's best cooling efficiency. The variable frequency scroll compressor uses environmentally friendly refrigerant R410A. It has excellent intelligent control and performance. Flexible cooling capacity design: can be used in 20%~100% adjustment of cooling capacity, which greatly improves the energy efficiency of ordinary air-cooled units by 33.3%~50%. The 7-inch touch screen can comprehensively display various data in the computer room and related working conditions of the unit.



300MM

APPLICATIONS

- Single rack with power larger than 3kW
- High heat density computer room
- Modular DC
- Container type DC
- DC with low PUE
- Hot spot reconstruction



600MM



COOL-ROW UNIT CHARACTERISTICS

ADVANCED CONTROLLER

Advanced teamwork function, Up to 16 remote temperature/humidity sensors Standard RS485 communication interface, optional SNMP and TCP/IP interfaces

EFFICIENT EC FAN SYSTEM

Saving 20%-30% energy compared to traditional AC motor Soft-startup function, Low startup current
Adjust rotary speed automatically according to cooling requirements and airflow pressure, and provide airflow required
N+1 redundancy configuration of fans, ensure the airflow in case of any fan fault
Easy-maintenance designed

HIGH EFFICIENCY COMPRESSOR SYSTEM

R410A refrigerant
Adopting scroll compressor with high reliability and energy efficiency ratio

ELECTRONIC EXPANSION VALVE

Adjust the throttle of valve smoothly to save the energy
Wide range of operations, which can help reduce the superheat degree and improve EER
Realize cooling capacity and heat load precise matching
Quick response, realize the precise cooling

OPTIONS

Transfer switch for Dual Power Input GPRS SMS alarm
Low-temperature startup kits
Wired Temperature/humidity sensors Tree-way water valve

TECHNICAL DATA OF COOL-ROW SERIES DX UNIT

Model	CRA013	CRA025	CRA030	CRA040	CRA050	CRA060
Air Supply	Front/Side	Front/Side	Front/Side	Front/Side	Front/Side	Front/Side
Power Supply	380Vac/3Ph/50Hz	380Vac/3Ph/50Hz	380Vac/3Ph/50Hz	380Vac/3Ph/50Hz	380Vac/3Ph/50Hz	380Vac/3Ph/50Hz
Technical Data						
Cooling Capacity (kw)	13.2	26.7	32.5	42.6	53.3	63.9
Sensible Cooling (kw)	13.2	26.7	32.5	42.6	53.3	63.9
Maximum Operation Current	24	41	44	48	55	59
Compressor						
Type	Inverter compressors					
Refrigerant	R410A	R410A	R410A	R410A	R410A	R410A
Quantity	1	1	1	1	1	1
Fan						
Fan Type	EC centrifugal fan	EC centrifugal fan	EC centrifugal fan	EC centrifugal fan	EC centrifugal fan	EC centrifugal fan
Quantity	4	5	2	2	3	3
Air Volume (m³/h)	3200	5000	6600	8800	11000	12500
Heater						
Heat Type	PTC	PTC	PTC	PTC	PTC	PTC
Capacity (kw)	2	3	6	6	6	6
Class	1	1	1	1	1	1
Humidification						
Type	Electrode type					
Capacity (kg/h)	3	3	3	3	3	3
Air Filter	G4	G4	G4	G4	G4	G4
Connection Size						
Humidifier inlet pipe (in)	G1/2	G1/2	G1/2	G1/2	G1/2	G1/2
Drain Pipe Φ (mm)	19	19	19	19	19	19
Gas Pip Φ (mm)	15.88	19.05	19.05	19.05	22	22
Liquid Pipe Φ (mm)	9.52	15.88	15.88	15.88	19.05	19.05
Indoor Dimension-W*D*H (mm)						
Dimension	300*1200*2000 300*1400*2000	300*1200*2000 300*1400*2000	600*1200*2000	600*1200*2000	600*1200*2000	600*1200*2000
Weight (kg)	190	230	280	285	310	330
Note: Standard working conditions: indoor return air dry bulb temperature 37°C, relative humidity 24%, outdoor dry bulb temperature 35°C;						



AIR COOLED CONDENSOR

Model	CY0191	CY0451	CY0522	CY0662	CY0832	CY0893
Power Supply	220Vac/1Ph/50Hz	220Vac/1Ph/50Hz	220Vac/1Ph/50Hz	220Vac/1Ph/50Hz	220Vac/1Ph/50Hz	220Vac/1Ph/50Hz
Installation	Vertical	Horizontal/Vertical	Horizontal/Vertical	Horizontal/Vertical	Horizontal/Vertical	Horizontal/Vertical
Fan						
Type	Single-phase asynchronous motor + Axial flow fan	Axial flow fan	Axial flow fan	Axial flow fan	Axial flow fan	Axial flow fan
Fan	2	1	2	2	2	3
Speed Mode	Stepless speed	Stepless speed	Stepless speed	Stepless speed	Stepless speed	Stepless speed
Condenser Dimension-W*D*H (mm)						
Dimension	960*390*1270	1315*1165*545	2025*1015*520	2125*1065*545	2425*1165*545	2625*1165*545
Weight (kg)	65	115	156	182	213	252

TECHNICAL DATA OF COOL-ROW SERIES CW UNIT

Model	CRCW030	CRCW060
Cooling Capacity (kW) ①	30.6	61.1
Chilled water	12°C/18°C	
Sensible Cooling Capacity (kW)	29.07	58.5
Water Flow (m³/h)	4.4	9.4
Pressure Drop (kPa)	55	78
Air Volume (m³/h)	5000	11000
Electrode Humidification (kg/h)	1.5	3
Humidification Current (A)	10.2	3.4
Heater (kW)	3	6
Current (A)	13.6	9
Power Supply	220V/50-60HZ	380V/50-60HZ
Full Load Current ②	20	14.3
Dimension WxDxH (mm)	300x1200x2000	600x1200x2000
Weight (kg)	190	290
Pipe Connection	25	32


① Working Conditioning : indoor return air dry bulb temperature 37°C, relative humidity 24%, outdoor dry bulb temperature 35°C ;

② Full Load current for on-site power distribution reference.



Fluorine Pump

Intelligent Dual Cycle Refrigerant system
Precision Air Conditioning



CMF Series

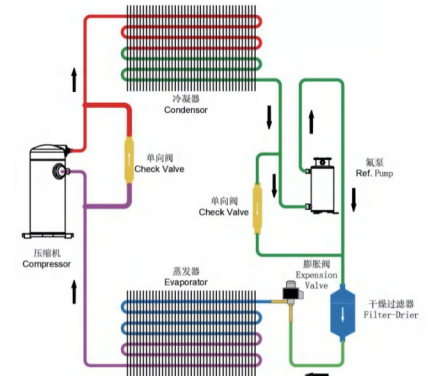
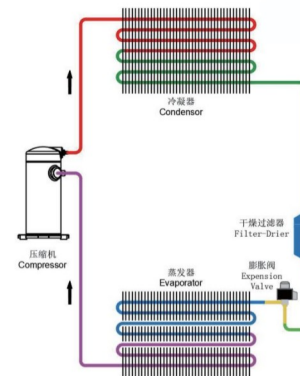
Room-level Fluorine Pump Precision Air Conditioning

Coolnet fluorine pump series dual-cycle refrigerant system is a high-efficiency and energy-saving precision air conditioner. It provides precise temperature and humidity control for large and medium-size data rooms. Dual cycle system makes full use of outdoor natural cold sources and uses a set of refrigeration systems to achieve three refrigeration modes. It adopts high efficiency compressor and EC centrifugal fan to meet the requirements of 24 X 7 all weather continuous operation.



APPLICATIONS

- Power Room/Computer Room
- Data Center
- Communications Equipment Room
- Equipment Rooms That Require High Precision Control of Temperature and Humidity.



ENERGY-EFFICIENT COOLING MODE UTILIZING NATURAL COOLING

Three Operating Modes, Automatic Adjustment, Suitable For Various Working Conditions and Environments

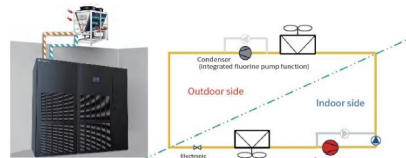
Natural Cooling Mode of Fluorine Pump

- Operating Mode Description: The fluorine pump component operates independently of the pump, The gaseous refrigerant completely condenses into liquid in the natural cooling coil, significantly reducing the energy consumption of the unit on of the unit is significantly reduced
- Outdoor Ambient Temperature : $\leq 5\text{ }^{\circ}\text{C}$
- Applicable Season : Winter



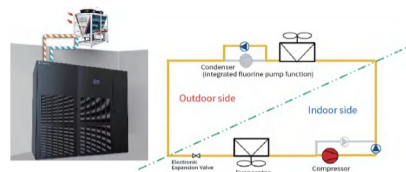
Mixed Refrigeration Mode

- Operating Mode Description: The fluorine pump component and compressor operate together, resulting in a significant improvement in overall energy efficiency
- Outdoor Ambient Temperature : $> 5\text{ }^{\circ}\text{C}$ 、 $\leq 15\text{ }^{\circ}\text{C}$
- Applicable Season : Spring & Autumn



Compressor Refrigeration Mode

- Activate the compressor mode to meet the normal cooling requirements of the computer room.
- Outdoor Ambient Temperature : $> 15\text{ }^{\circ}\text{C}$
- Applicable Season : Summer



FEATURES

LEADING TECHNOLOGY

- Fluorine pump energy-saving dual-cycle air conditioning technology leads the world
- No fresh air circulation system required, it will not affect the air quality in data center , without damage of the building appearance.
- No Ethylene glycol , no worries about water pollution




Energy Saving and Efficient

- Full use of natural cold sources, when ambient temperature less than $25\text{ }^{\circ}\text{C}$, the operation of refrigerant pump can reduce the energy consumption of the unit and have significant energy-saving effects.
- AEER can reach 12



Reliable Performance

- The indoor unit adopts high-performance EC fan
- The evaporator adopts V-shaped design, with uniform return air and low resistance.
- DC inverter compressor reduces energy consumption



PRODUCT CONFIGURATIONS

Controller

7-inch color touch screen high-precision control, a variety of group control modes, to achieve 32 units group control, precise and reliable contro.

PTC Heater

PTC electric heating, aluminum alloy fins heat up quickly, can realize automatic temperature adjustment and even heat generation.

EC Fan

Energy-saving EC centrifugal fan, large air volume, high static pressure, smooth operation, low noise

Scroll Compressor

Stable design realizes high reliability and durability for easy repair and maintenance. Low noise, low vibration and high energy efficiency throughout the entire operating period.

Humidify System

Electrode humidification volume, high efficiency and with automatic flushing function.

Refrigerant Pumps

Using a special refrigerant pump, strong adaptive ability ,smoth gas and liquid transportation, with low NPSH and good sealing performance, ensuring reliable operation at low temperatures.

TECHNICAL PARAMETER SMART COOLING

Model	M08F		M13F		M17F		M20F		
Type	cooling		cooling+heater		cooling+heater+humidity				
Air supply	F/D		F/D		F/D		F/D		
Power	380Vac/3Ph/50Hz								
Technical Data									
Total capacity	KW	7.6	7.6	12.6	12.6	17.1	17.1	20.2	20.2
Sensible capacity	KW	6.9	6.9	11.3	11.3	15.7	15.7	18.2	18.2
Compressor									
Refrigerant	R410A								
Compressor type	Inverter compressor								
Compressor quantity	1		1		1		1		
Fan									
Fan type	Backward inclined centrifugal (EC)fan								
Fan quantity	1		1		1		1		
Air Flow	m³/h	2400	3800		5300		6000		
Excess pressure outside	Pa	Standard pressure is 20Pa, adjustable from 20-300Pa							
Heater									
Type	PTC Electric Heater								
Capacity	KW	---	3	---	3	---	4	---	4
Power	KW	---	3	---	3	---	4	---	4
Humidifier									
Type	Electrode humidifier								
Capacity	kg/h	---	3	---	3	---	3	---	3
Power	KW	---	2.25	---	2.25	---	2.25	---	2.25
Air filter	G4 plate filter								
Indoor noise	dBA	65	66		67		68		
Connection Size									
Humidifier inlet pipe	In	G 1/2							
Condensate drain pipe	φmm	19							
Gas pipe Data	φmm	12.7	12.7		15.88		15.88		
Liquid pipe	φmm	9.52	9.52		12.7		12.7		
Physical Data									
Dimension:W×D×H	mm	650×630×1975		650×630×1975		775×730×1975		775×730×1975	
Weight	kg	183		192		229		236	
Model-CYP		0121		0191		0241		0291	
Quantity		1		1		1		1	
Dimension	mm	800×800×1462		800×800×1462		900×900×1690		900×900×1690	

- ① F: Air supply from the front, D: Air from the bottom;
 ② Standard working conditions: return air dry bulb temperature 24°C, relative humidity 50%, outdoor dry bulb temperature 35°C;
 ③ The size of the interface is the internal interface of the indoor unit, please refer to the manual for connecting the copper pipe.
 ④ The sound pressure level is measured on 1m height, and the distance from the unit is 1m.

TECHNICAL PARAMETER ROOM COOLING

Model CYA	S31F	S40F	S50F	T061F	T082F	T100F	
Type	cooling		cooling+heater		cooling+heater+humidity		
Air supply	U/D						
Power	380Vac/3Ph/50Hz						
Technical Data							
Total Capacity	KW	30.6	41.1	50.8	60.8	101	
Sensible Capacity	KW	27.5	37	45.7	54.7	90.9	
Compressor							
Refrigerant	R410A						
Compressor type	Inverter						
Compressor Quantity	1	1	1	2	2	2	
Fan							
Fan type	EC Fan						
Fan Quantity	1	1	1	2	2	2	
Air Flow	m³/h	9200	11500	14000	18400	23000	28000
Excess Pressure Outside Pa	pa	Standard pressure is 20Pa, adjustable from 20 - 300Pa					
Heater							
Type	PTC Electrical Heating						
Capacity	KW	6	9	9	9	15	
Power	KW	6	9	9	9	15	
Humidifier							
Type	Electrode Humidifier						
Capacity	kg/h	5	8	8	13	13	13
Power	KW	6	10	10	15	15	15
Air Filter	G4						
Connection Size							
Humidifier inlet pipe	In	G 1/2					
Condensate drain pipe	φmm	20					
Gas pipe	φmm	22					
Liquid pipe	φmm	15.88	15.88	19.05	15.88	15.88	19.05
Physical Data							
DimensionW*D*H	mm	890*983*1975	1115*983*1975	1115*983*1975	1740*983*1975	2190*983*1975	2190*983*1975
Weight	kg	374	466	483	693	741	768
Model-CYP Standard return air temperature and humidity (24°C/50%)		0551	0661	0881	1102	1322	1762
Quantity		1	1	1	1	1	1
Dimension	mm	1100*1100*1950	1100*1100*1950	1300*1100*2006	1100*2200*1950	1100*2200*1950	1300*2200*2006
Model-CYP High return air temperature and humidity (35°C/24%)		0661	0771	0991	1322	1542	1982
Quantity		1	1	1	1	1	1
Dimension	mm	1100*1100*1950	1300*1100*1950	1300*1100*2006	1100*2200*1950	1300*2200*1950	1300*2200*2006

- ① Design working condition: 24°C, 50%RH;
 ② Standard residual pressure is 20pa, 20-300pa adjustable. Other residual pressure requirements consult our company.
 ③ Please contact us for any other customized requirements.

TECHNICAL PARAMETER ROW COOLING

Model CRA		013F	025F	030F	040F	050F	060F
Type		cooling cooling+heater cooling+heater+humidity					
Air supply		F/S					
Power		380Vac/3Ph/50Hz					
Technical Data							
Total Capacity	KW	12.5	25	32.5	40	50	60
Sensible Capacity	KW	12.5	25	32.5	40	50	60
Compressor							
Refrigerant		R410A					
Compressor type		Inverter Compressor					
Compressor quantity		1	1	1	1	1	1
Fan							
Fan type		EC Centrifugal Fan					
Fan quantity		1	1	1	1	1	1
Air Flow	m³/h	3200	5000	6600	8800	11000	12500
Excess Pressure Outside	Pa	Standard pressure is 20Pa, adjustable from 0-20Pa					
Heater							
Type		PTC Electrical Heating					
Capacity	KW	2	3	6	6	6	6
Power	KW	2	3	6	6	6	6
Humidifier							
Type		Wet Film Humidifier					
Capacity	kg/h	3	3	3	3	3	3
Power	KW	2.25	2.25	2.25	2.25	2.25	2.25
Air Filter		G4					
Connection Size							
Humidifier inlet pipe	In	G1/2"					
Condensate drain pipe	φmm	19					
Gas pipe	φmm	15.88	19.05	19.05	19.05	22	22
Liquid pipe	φmm	12.7	15.88	15.88	15.88	19.05	19.05
Physical Data							
Dimension W*D*H	mm	300*1200*2000 300*1400*2000	300*1200*2000 300*1400*2000	600*1200*2000	600*1200*2000	600*1200*2000	600*1200*2000
Weight	kg	190	230	260	285	310	330
Condenser							
Model-CYP		0191	0441	0441	0551	0661	0881
Quantity		1	1	1	1	1	1
Dimension W*D*H	mm	800*800*1462	1100*1100*1907	1100*1100*1907	1100*1100*1950	1100*1100*1950	1300*1100*2006

- ① Working Conditioning : Indoor return air dry bulb temperature 37°C, relative humidity 24%, outdoor dry bulb temperature 35°C ;
 ② Full Load current for on-site power distribution reference.


INTEGRATED CONDENSER WITH PUMP

Model CYP		0121	0191	0241	0291	0441	0551	0661
Refrigerant		R410a						
Condenser Fan	Type	Axial Fan						
	Qty	1	1	1	1	1	1	1
Power Type		380Vac/3Ph/50Hz						
Pipe Connection (mm)	Gas	15.88	15.88	15.88	15.88	22	22	22
	Liquid	12.7	12.7	12.7	12.7	15.88	15.88	15.88
Installation		Vertical						
Dimension (mm)	W	800	800	900	900	1100	1100	1100
	D	800	800	900	900	1100	1100	1100
	H	1462	1462	1690	1690	1907	1950	1950
Weights	KG	100	120	167	187	192	212	242
Model CYP								
Model CYP		0771	0881	0882	1102	1322	1542	1762
Refrigerant		R410a						
Condenser Fan	Type	Axial Fan						
	Qty	1	1	2	2	2	2	2
Power Type		380Vac/3Ph/50Hz						
Pipe Connection (mm)	Gas	22	22	22	22	22	22	22
	Liquid	19.05	19.05	15.88	15.88	15.88	19.05	19.05
Installation		Vertical						
Dimension (mm)	W	1300	1300	1100	1100	1100	1300	1300
	D	1100	1100	2200	2200	2200	2200	2200
	H	1950	2006	1907	1950	1950	1950	2006
Weights	KG	256	269	347	391	447	475	501



CJA SERIES

Rack Mounted Precision Air Conditioning




INTRODUCTION

CJA Series Rack Mounted Precision Air Conditioner is a cabinet-level temperature control product specially designed for integrated cabinets, micro-modules or high heat density data centers. It can be placed close to the heat source in the cabinet and it can accurately handle the high sensible heat generated by the equipment in the cabinet. It can effectively prevent the generation of local hot spots, reduce the return air distance, increase the return air temperature, improve energy efficiency ratio, have significant energy saving effect and effectively develop green data centers for long term.

APPLICATIONS

- Micro Data Center
- Single row cabinet
- Modular Computer Rooms
- Medium and high heat density computer room
- Modular Data Center
- IT Rack for Blade Servers



SPLIT TYPE RACK COOLING SYSTEM

Air-cooled rack-mounted precision air conditioner, split design with outdoor unit, 19-inch rack-mounted, compact design, suitable for all types of enclosed rack-mounted micro-module data center.

Capacity:3.5KW-12.8KW
Height:4U-12U



1

Adopting frequency conversion refrigeration system, the cooling capacity is continuously adjustable between 30%~100%, precise temperature control, low carbon and energy saving.

2

Rack modular structure design, seamlessly compatible with standard 19-inch server cabinet, support modular expansion management.

3

Circuit breakers, contactors and other switching devices are Schneider brand, stable and reliable.

4

R410A environmentally friendly high-efficiency refrigerant, high refrigeration efficiency, green and no ozone layer destruction.

5

Dedicated precision air-conditioning control system supports dynamic fault alarm and protection, monitoring information upload and remote monitoring and management.

6

Adopting international famous brand EC backward tilting centrifugal fan, automatically adjusting the airflow according to the cooling demand to save energy.

7

The fan is connected by joints, supporting quick replacement and positive maintenance.

8

Dedicated precision air-conditioning control system supports dynamic fault alarm and protection, monitoring information upload and remote monitoring and management.

TECHNICAL PARAMETER

Model -CJA	03	07	12
Phase/Function	1.5P、Single Phase	3P、Single Phase	5P、Single Phase
Parameters			
Cooling Capacity(kw)	3.5	7.5	12.5
Sensible Cooling Capacity(kw)	3.5	7.5	12.5
Air Volume(m ³ /h)	800	1600	2300
Mount Type	Rack Inside		
Sensible Heat Ratio(%)	100	100	100
Heating(kw)(Option)	1	2	3
Maximum Operating Current(A)	15	25	37
Power Cord Cable	× 3 2.5	3×4	3×6
Indoor/Outdoor Unit Stop Valve			
Refrigerant Gas Pipe(φmm)	12.7	12.7	15.88
Refrigerant Liquid Pipe(φmm)	9.52	9.52	9.52
connection size			
Dimension:W*D*H(mm)	442*714*218(5U)	442*714*351(8U)	442*714*440(10U)
weight(kg)	25	36	42
Outdoor Unit			
Type-CJT	3005	3008	3013
Quantity	1	1	1

① Under standard conditions, the indoor dry bulb temperature is 37°C, the wet bulb temperature is 21°C, and the outdoor dry bulb temperature is 35°C;
② The above table is only part of the parameters, the specific configuration is subject to the actual purchase of the nameplate.

CONDENSER UNIT

Type- CJT	3005	3008	3013
Power Supply	220Vac/1Ph/50Hz		
Installation	Vertical		
Speed Mode	Stepless speed regulation		
Noise (dBA)	54	56	58
Rated Current (A)	7	11.5	15
Power Cord Cable Specifications (mm ²)	4×1.5	4×2.5	4×4
Communication Cable Specificati (mm ²) (With Shielding Function)	3×1	3×1	3×1
Structural parameters of outdoor unit			
Dimension:W*D*H(mm)	840*285*610	880*360*800	930*385*1260

① The power cord of the outdoor unit must be connected from the indoor unit;
② The ex-factory unit is not equipped with a 4.3-inch touch screen, and needs to be purchased separately.

RACK MOUNTED INTEGRATED COOLING

Air cooled,top/bottom mounted,indoor and outdoor
Integrated,suitable for micro date center,mini modular
data center solutions.

Capacity:3.5kw
Height:8U



1 Industry top brand compressor. Highly reliable and efficient.

2 Precision cooling controller monitors and protects unit constantly. Easy to be integrated into BMS to display, control and manage the system.

3 Compatible with standard rack size forms unified and integrated micro data center solution.

4 Packaged design easy for installation, service and shipping.

5 Rack mount means good air management of hot/cold stream and no concern of water leak.

6 Green refrigerant is highly efficient and no ODP.

TECHNICAL PARAMETER

Model-CJA	03T
Total Cooling(kw)	3.5
sensible cooling(kw)	3.5
SHR(%)	100
Airflow(m ³ /h)	680
Reheat(kw)	1.2
Humidification(kg/h)	N/A
Mount Type	Rack Bottom
Power Input	220V/50Hz/60Hz/1Ph
Height(mm)	352(8U)
Depth(mm)	1000
Width(mm)	442
Weight(kg)	45
Cooling Type	Air Cooled DX
Refrigerant	R410A
FLA(A)	13.5
Monitoring Port	RS485
Working Range(°C)	-15-45


Notes:

- 1.Cooling capacity based on 37°C/24%RH return air and 35°C outdoor air.
- 2.Options including SNMP monitoring protocol.



CYBERMASTER HP

High-Precision Lab Air Conditioner



CYBERMASTER HP SERIES High-precision Lab Air Conditioner

PRODUCT DESCRIPTION

Coolnet Cyber Master HP Series high-precision Lab air conditioner is developed to meet the high-precision temperature and humidity requirements in special environments. through the precision control realize multi-level heating and precision dehumidification, can effectively solve the archive and laboratory and so on no heat load problem, realize constant temperature and humidity. Can be applied in high precision environment such as laboratory to realize standard temperature control precision of 0.5°C and humidity control precision of 5% RH. Through non-standard control, it can realize temperature control precision of up to 0.2°C and relative humidity control precision of up to 1.5% RH .



APPLICATION SCENARIOS

- Precision Instrument Laboratories
- Textile Rrkshops
- Paper Workshops
- Tobacco Companies
- Archives



PRODUCT ADVANTAGE



High Efficiency and Energy Saving

Large-area evaporator with uniform airflow organization and better heat transfer

Adopt EC fan with high efficiency, low energy consumption, adjustable residual pressure and low noise



Precise Control

Unique evaporator flow path design, variable area dehumidification technology can effectively maintain indoor humidity.

Absolute humidity content control to ensure stable humidity in air-conditioned rooms

With multi-stage electric heating control, the temperature control accuracy is higher.



Flexibility and Convenience

Adopting modular design, the unit is compact, simple to assemble and disassemble, and easy to carry.

The structure is compact, facilitating installation and maintenance. Frame using profiles, the unit is more lightweight.



High Quality Components

Adopting high-efficiency, mature and stable well-known compressors and components to ensure high reliability of the whole machine.

Intelligent

Intelligent control system, with a variety of protection functions to ensure the safe and stable operation of the unit.

HIGH-QUALITY FRAMES AND COMPONENTS



TECHNICAL DATA

Model CYHP	008	013	017	020	025	030	040	050
Refrigerant Type	R410A							
Performance Parameters	EC Fan							
Total capacity(KW)	7.5	12.5	17	20.2	25	30	40	50
Sensible(KW)	6.9	11.3	15.7	18.2	22.5	27	36	45
Compressor								
Type	Inverter Compressors							
Indoor Unit Fan								
Type	Centrifugal EC Fan							
Fan quantity	1	1	1	1	1	1	1	1
Air Flow(m ³ /h)	2400	3800	5300	6000	7800	9200	10500	11500
Electric Heater								
Type	PTC							
Capacity(KW)	8	8	12	12	16	16	20	24
Electrically Humidifier								
Type	Electrode Type							
Capacity(KW)	5	5	8	8	10	10	13	13
Structural Parameters of Indoor Unit								
Dimension	650*630*1975	650*630*1975	775*730*1975	775*730*1975	890*983*1975	890*983*1975	1115*983*1975	1115*983*1975
Condenser								
Model CY	0121	0191	0241	0291	0451	0522	0582	0622
Dimension	960*390*800	960*390*1270	1115*520*1065	1115*545*1065	1315*1165*545	2025*1015*520	2325*1065*520	2125*1065*545

① Standard EC fan, Electronic expansion valve.

② Adopt DC inverter compressor, R410A environmental protection refrigerant.

Controller

7-inch touch screen, operating status and alarm display, advanced human-machine interface for simple and fast operation, professional, energy-saving, intelligent functions.

Evaporator

Hydrophilic fins, internal threaded copper tubes, high efficiency design, advanced technology of the evaporator, corrosion resistance, long life, high efficiency, and other refrigeration system components to fully match.

Humidifier

It can directly use tap water as water source, with automatic cleaning function, small and compact size, easy to disassemble and maintain; proportional adjustment, using sensitive and efficient inlet and outlet solenoid valves, to ensure precise control of flow.

EC Fan

EC backward tilt fan, with high efficiency, energy saving and low noise. Air volume continuously adjustable and other advantages.

Inverter Compressor

Adopt famous brand frequency conversion compressor, excellent performance, reliability away, long life, low noise.

Electronic Expansion Valve

Precise adjustment of refrigerant streamers


Electrical Heating

Adopting stainless steel finned tubular electric heating, with perfect overheating protection and prevention of air ionization, fast heating speed, large heating star, uniform heat, high reliability.



CHS SERIES

Data Center Constant Humidity Equipment



CHS SERIES Constant Humidity Humidifying and Dehumidifying Integrated

PRODUCT DESCRIPTION

The Constant humidity machine is the company's latest product. It is applied to maintain constant humidity in computer rooms and archives. With microcomputer technology, software and hardware redundancy and fault-tolerant design, LCD display control system, and modular design. Configured with a remote monitoring system and standard water leakage alarm control system, the new design makes the equipment structure more optimized and realizes the miniaturization of multi-functional equipment. The large capacity built-in water tank makes it more convenient for operation.



APPLICATION

- Telecom IT Room
- Switch Room
- Network Room
- GMP Clean Room
- Electronic Precision Machining Workshop

